versamet ROYALTIES

NASDAQ | TSX: VMET

Rapidly growing to a new mid-tier precious metals royalty company



INVESTOR PRESENTATION
OCTOBER 2026

All dollar figures in U.S. dollars unless otherwise indicated

Versamet Royalties – Snapshot

NASDAQ and TSX listed (VMET)

A NEW GOLD ROYALTY MID-TIER

20,000 – 23,000
2026F GEOs

85%
2026F GEOs from gold & silver

RAPIDLY GROWING

~$925M
market capitalization

~145%
GEO CAGR from inception to 2025

MARQUEE SHAREHOLDERS

B2GOLD
TETHER
LUNDIN FAMILY
GOLD MOUNTAINS (ZIJIN)

~10%
insider ownership

Capitalization & Shareholders

Capitalization

Shares Outstanding	108.8M
Basic Market Capitalization	$925M[1]
Options	2.6M
RSUs & PSUs	1.2M
Cash & Marketable Securities	~$25M
Debt	$375M

Shareholder Summary

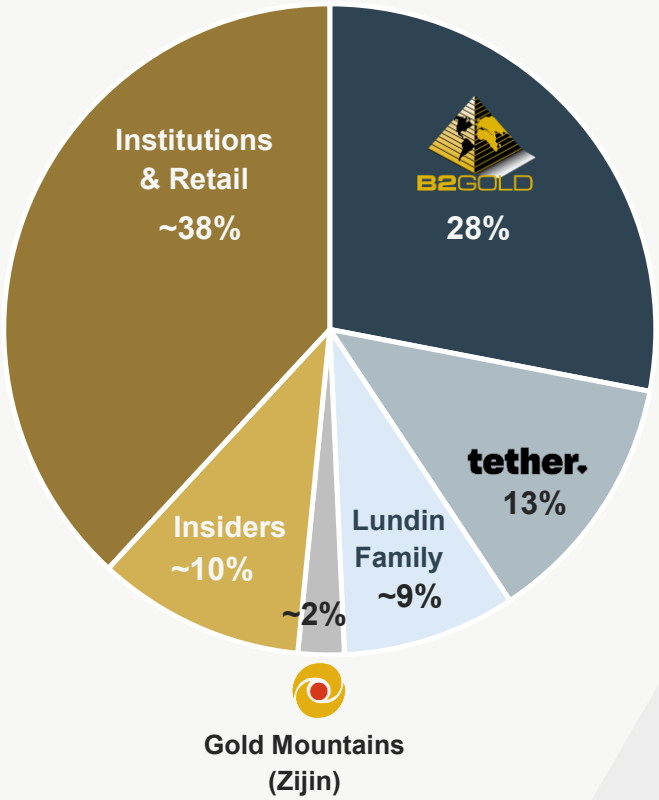

Analyst Coverage

ATB CORMARK CAPITAL MARKETS

BMO Capital Markets

cg Canaccord Genuity

NATIONAL BANK

RAYMOND JAMES®

TD

All dollar figures are in USD
1. As of October 1, 2026

A Cash Flow Focused Gold Portfolio

7 acquisitions since launch in 2022

JUN 2022 **$93M**	Launched Versamet: acquired 2 royalty portfolios from Equinox and Sandstorm	Gold price at time: **$1,830/oz**
OCT 2023 **$52.5M**	Acquired Greenstone gold stream	Gold price at time: **$2,000/oz**
OCT 2023 **$25M**	Acquired Blackwater & El Pilar royalties	Gold price at time: **$2,000/oz**
JUN 2024 **$82M**	Acquired B2Gold royalty portfolio (including Kiaka royalty)	Gold price at time: **$2,350/oz**
APR 2025 **$35M**	Acquired Kolpa copper stream	Copper price at time: **$4.20/lb**
SEP 2025 **$125M**	Acquired Rosh Pinah silver stream & Santa Rita royalty	Silver price at time: **$43/oz**
APR 2026 **$360M**	Acquired Eskay Creek gold stream	Gold price at time: **$4,670/oz**

Asset Portfolio Today

10	09	10
Operating or In Construction	Development	Exploration

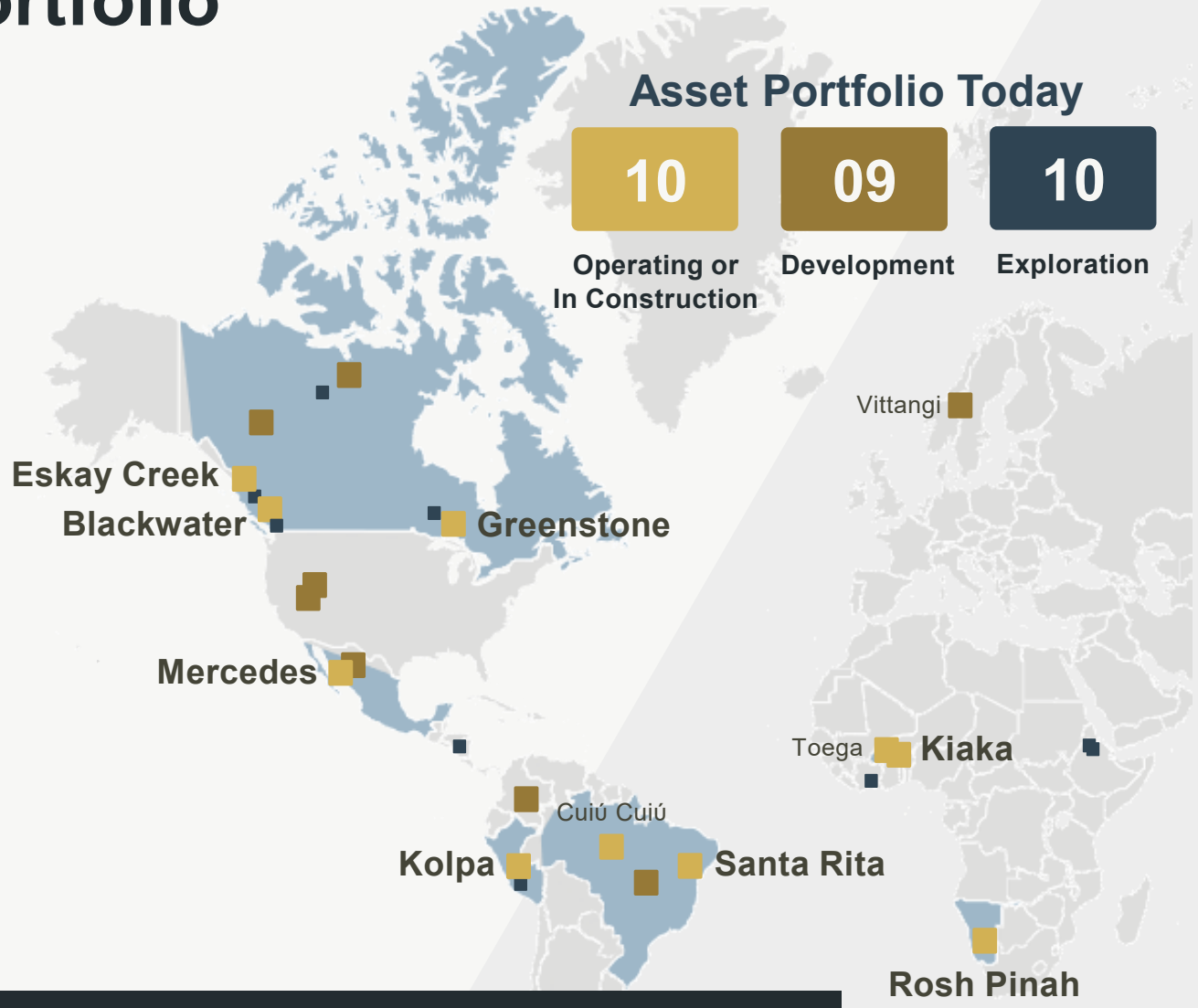

Rapid but disciplined accretive growth focused on cash flow

New Cornerstone Asset: Eskay Creek Gold Stream

Uncapped 3.52% gold stream expected to deliver ~10,000 gold ounces per year to Versamet[1]

- ☑ Near-Term Production (70% Complete as of Aug 31)
- ☑ Large-Scale, High-Quality Past Producing Gold Mine
- ☑ Located in a Leading Mining Jurisdiction
- ☑ Fully-Funded Operator
- ☑ Long Mine Life with Expansion Planned
- ☑ Future Exploration Upside Potential

Updated mine plan expected in early Q1 2027
First gold pour expected in Q2 2027

1. Based on average of years 1-5 from 2023 Eskay Creek DFS

Strong GEO Growth Expected to Continue

GEO Production Profile

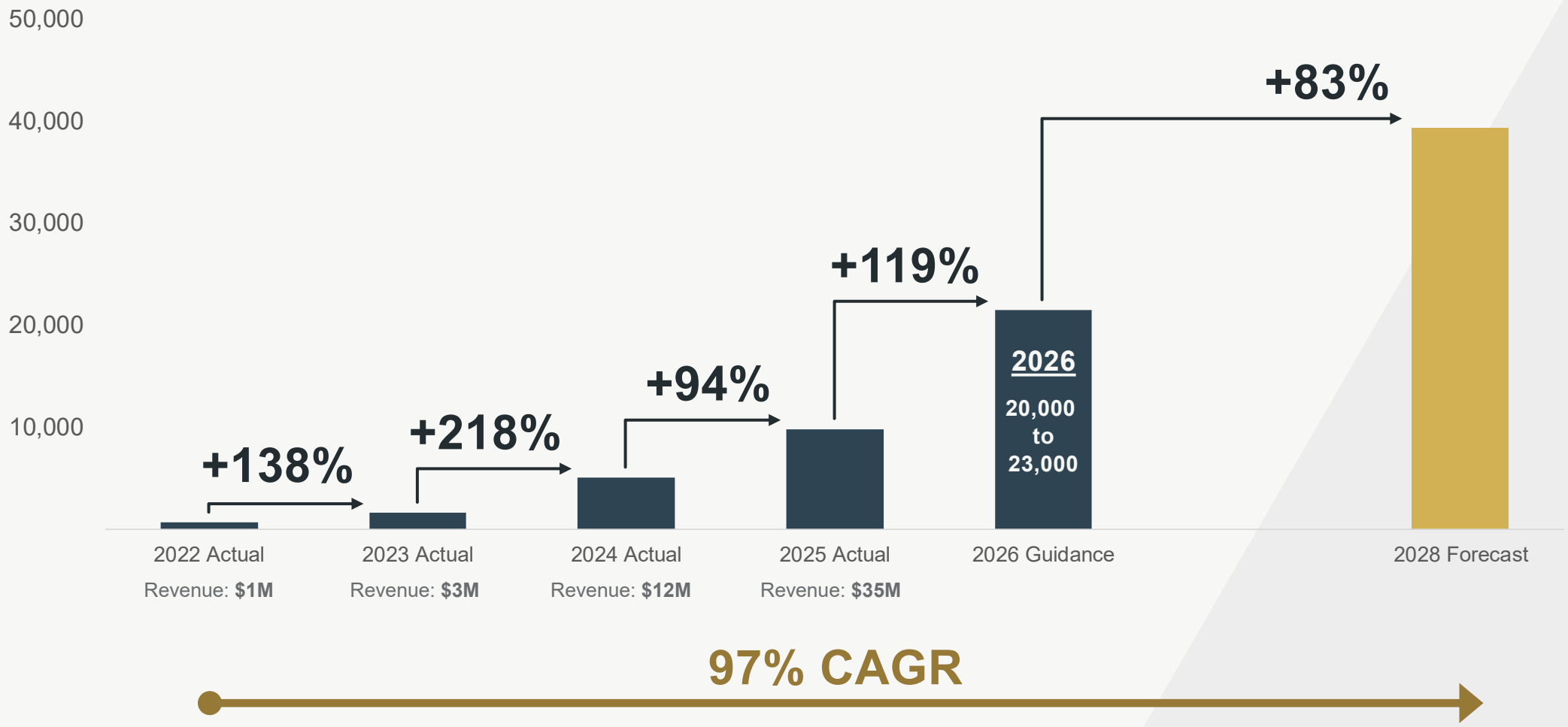

2028F GEOs based on analyst consensus estimates

Focus on Gold and Canada

2028F GEOs by Commodity

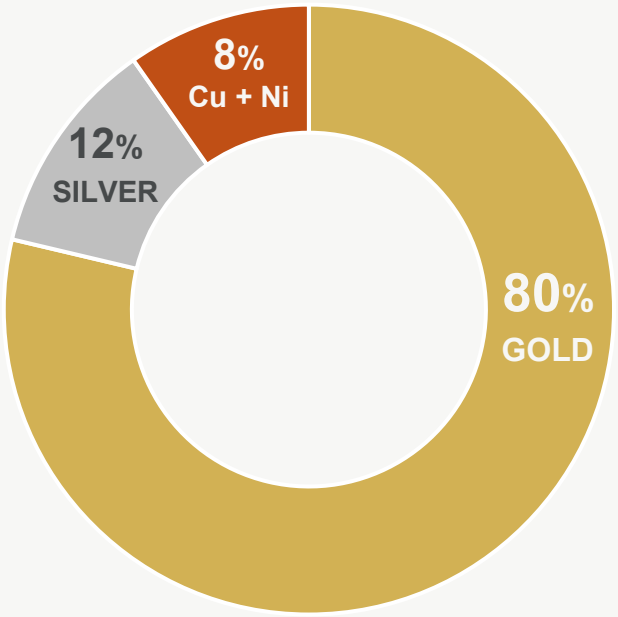

Asset NAV by Jurisdiction

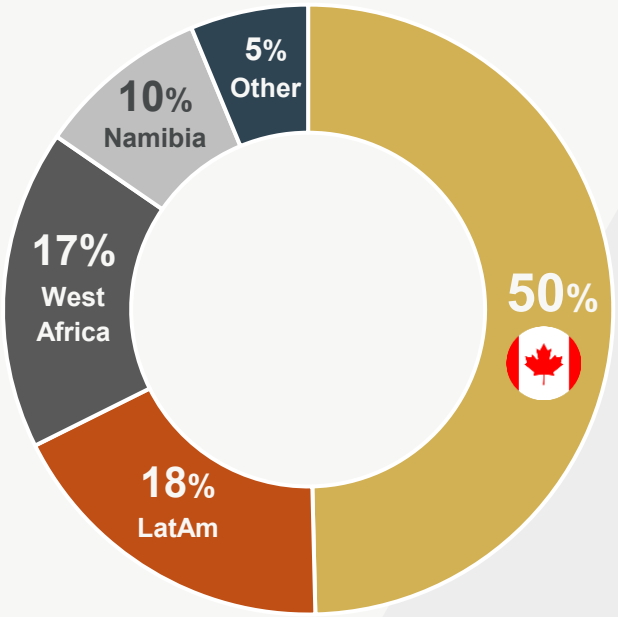

Over 90% Gold + Silver and 50% Canada

Figures based on Versamet estimates

Robust Organic Growth

MINE EXPANSIONS

ROSH PINAH
0.7 Mtpa → 1.4 Mtpa
+100%

KOLPA
1,800 tpd → 2,500 tpd
+40%

BLACKWATER
6 Mtpa → 8 Mtpa → 21 Mtpa
+250%

NEW MINES COMING ONLINE

CUIÚ CUIÚ
First gold poured in September 2026

TOEGA
Q1 2027 first production

ESKAY CREEK
Q2 2027 startup

EARLY WORKS CONSTRUCTION

EL PILAR
Initial 18+ year mine life

SANTA RITA UNDERGROUND
Initial 30+ year mine life

Billions in capital invested by the operators to the benefit of Versamet

Multiple Sources of Growth Opportunities

THIRD PARTY ROYALTIES

ESKAY CREEK

Acquired a gold stream on Eskay Creek from Orion Resource Partners and Blackstone

NEW MINE FINANCING

GREENSTONE

Acquired a gold stream on the Greenstone mine for $52.5M

USE OF PROCEEDS:
Construction capex

ACQUISITION FINANCING

KOLPA

Acquired a by-product copper stream on the Kolpa mine for $35M

USE OF PROCEEDS:
Fund a portion of the mine acquisition

EXPANSION FINANCING

ROSH PINAH

Acquired a by-product silver stream on the Rosh Pinah mine for $85M

USE OF PROCEEDS:
Fund a major expansion at the mine

Growing Both our Asset Portfolio & Capital Markets Profile

Asset Portfolio

$125M

Transformative acquisition of Rosh Pinah silver stream & Santa Rita NSR

Q3 2025

$360M

Transformative acquisition of Eskay Creek gold stream

Q2 2026

Capital Markets Profile

Broaden institutional shareholder base	• Added several new prominent institutions as shareholders through Q1 2026 equity financing & Equinox secondary in July • Expanded core strategic shareholders: B2GOLD, tether., LUNDIN, ZiJin
Research coverage	ATB CORMARK CAPITAL MARKETS, BMO, cg Canaccord Genuity, NATIONAL BANK, RAYMOND JAMES, TD
Listings	LISTED TSX, Nasdaq
Record operating & financial results	• Consecutive record quarterly results since going public • Consecutive record annual results each year since inception
Increase trading volumes	• Q4 2025 average: ~$286K per day • Q2 2026 average: >$4.0M per day } **13x increase**
Index inclusion	• Included in MSCI Small Cap Index in May • **Included in GDXJ** and S&P/TSX Small Cap Index in September

Positioned for a Potential Re-Rate

2027F Cash Flow ($M)

Source: NBF research cash flow estimates as of 1-Oct-26

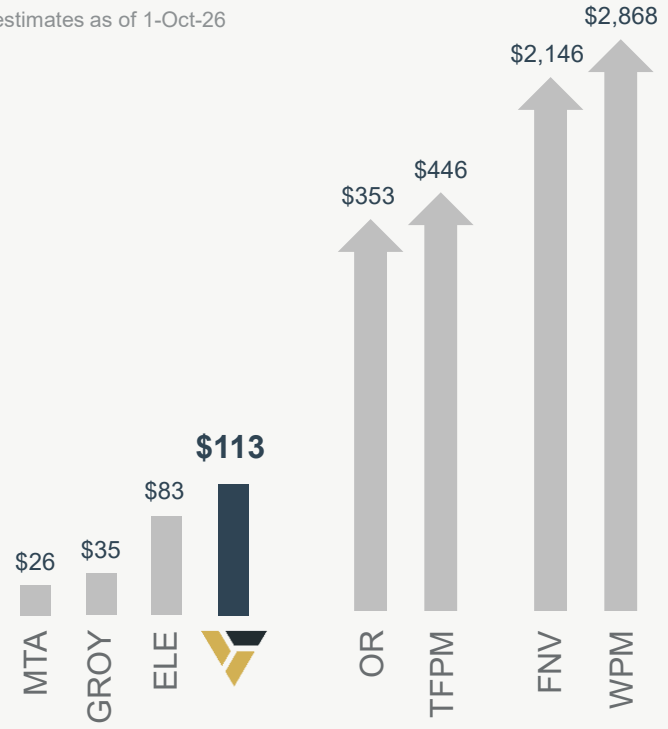

Market Capitalization ($B)

Market caps as of 1-Oct-26

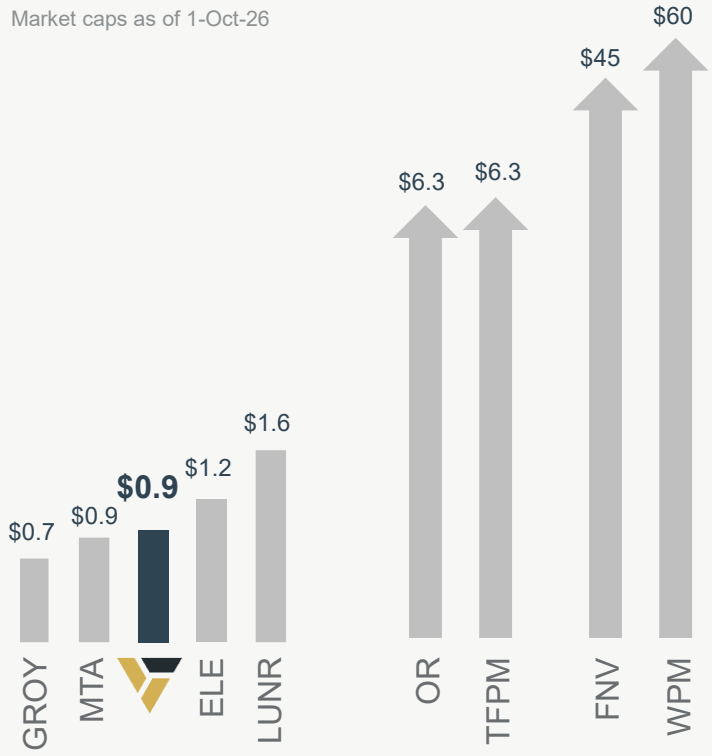

2027F P/CF Multiple

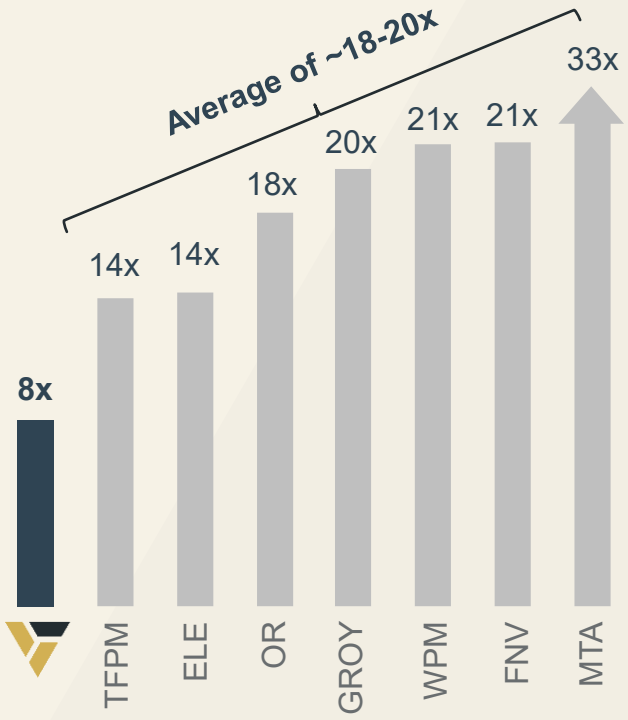

Versamet trades at a discount to peers

Investment Highlights

- ☑ Diversified portfolio generating robust cash flow
- ☑ Predominantly gold and complemented with silver
- ☑ Rapid but disciplined per share growth ➔ both from inception and upcoming
- ☑ Proven management team
- ☑ Strong strategic cornerstone shareholders
- ☑ Shareholder alignment with meaningful insider ownership
- ☑ Significant upcoming catalysts ➔ Eskay Creek new LOM plan (Q1 2027)
  ➔ Eskay Creek first gold pour (Q2 2027)



NASDAQ | TSX: VMET

info@versamet.com
versamet.com

Leadership with Significant Royalty Experience

A team of 8 total employees led by the former CEO of Maverix Metals

Management Team

Dan O'Flaherty
CEO & Director

Former CEO of Maverix Metals, a gold royalty company that was acquired by Triple Flag Precious Metals in 2023

Victoria McMillan
CFO

Director of Lundin Mining and former Board member of B.C. Hydro

Paul Jones
President

20+ years of experience in various senior management roles at mining companies and investment banking



Diego Airo
EVP, Project Evaluation

Professional Engineer previously at Maverix Metals, Capstone Copper and Kinross

Chris Haubrich
VP, Corp. Development

15+ years of mining industry experience in engineering studies, operations, and investment banking



Craig Rollins
General Counsel

Practicing corporate and securities lawyer and current General Counsel to Pathway Capital

Brent Bonney
VP, Capital Markets

Former VP Corporate Development at Maverix Metals

Peter Winters
VP, Finance

Former Controller at Maverix Metals

Board of Directors

Greg Smith
Chairman

Co-founder and former President & CEO of Equinox Gold

Dan O'Flaherty
Director

See above

Michael McDonald
Director

Current CFO of B2Gold, previously with Gold Standard, SSR, and Goldcorp

Marcel de Groot
Director

Co-founder and President of Pathway Capital

Liz McGregor
Director

Former CFO of Tahoe Resources and currently a director of Kinross Gold and Orla Mining

Mark Backens
Director

35+ years of global mining experience formerly with Alio Gold, Meridian Gold, Placer Dome and Goldcorp

Juan Presa
Director

General Counsel of Union Group and Corporate Execution Manager at Tether

Cash Flowing Assets

1.26% Gold Stream [1]
Operated by Equinox Gold

- Current mine life of 14 years based on reserves averaging 320 koz of gold per year over the next 10 years [2]
- Stream has minimum payments that commenced Q4 2023 and is capped at 63 koz of gold delivered to the stream

2.7% NSR [3]
Operated by West African Resources

- 2026 guidance: 240 – 280 koz gold [4]
- Gold production to average 277 koz per year from 2026 – 2035 [4]
- Reserves of 4.6 Moz gold at 0.8 g/t [4]

90% Silver Stream [5]
Operated by Appian Capital

- 55+ year operating history
- Major expansion expected to be completed in 2026

95.8% Copper Stream [6]
Operated by Endeavour Silver

- 25+ year operating history within a highly prospective and underexplored district
- Expansion from 1,800 tpd to 2,500 tpd
- 2026 guidance of 650 – 750t of Cu [7]

1. Greater of i) 1.26% of monthly production at Greenstone Mine (100%), or ii) 350 oz Au per month, until 63 koz Au have been delivered; gold deliveries subject to per-ounce payments equal to 20% of the prevailing spot gold price
2. Source: Equinox Gold "NI 43-101 Technical Report on the Greenstone Property" effective date of December 31, 2025, Equinox Gold news release dated March 30, 2026
3. 2.7% NSR royalty (100% basis) until 2.5 Moz of gold is produced; 0.45% NSR royalty on the next 1.5 Moz of gold
4. Source: West African Resources ASX announcements dated March 31, 2026
5. Silver stream decreases from 90% to 45% after a total of 3.1 Moz of silver has been delivered to the stream
6. Greater of i) 95.8% of produced copper and ii) 0.03 tonnes of copper per tonne of produced lead until 6,000 tonnes of copper delivered; 71.85% of produced copper until 10,500 tonnes delivered; 47.9% of produced copper thereafter; copper deliveries subject to per-tonne payments equal to 10% of the prevailing spot copper price
7. Source: Endeavour Silver news released dated April 1, 2025

Near-Term Organic Growth

1.5% NSR
Operated by Cabral Gold

- First gold poured in September 2026 [8]
- Significant sulphide exploration potential

2.7% NSR [9]
Operated by West African Resources

- First production expected in Q1 2027
- Expected open pit mine life of 8 years with annual production of 70 – 80 koz Au with additional underground mine life potential [10]

3.52% Gold Stream
Operated by Skeena Gold & Silver

- Large high-grade, low-cost gold-silver project located in the Golden Triangle of BC
- Expected annual production of over 300,000 ounces of gold per year from years 1-5 [11]
- Expected start of production in Q2 2027 [12]

2.75% NSR
Operated by Appian Capital

- 30+ year mine life using sub-level caving method with average annual production of 45 Mlbs nickel equivalent [13]
- FID expected in the near-term

1% GRR
Operated by Southern Copper

- 18 year mine life with average annual production of 36 kt copper [14]
- Construction to begin in 2027 with first production expected in 2029 [14]

8. Source: Cabral Gold Inc. news release dated September 10, 2026, and October 16, 2025 and "Technical Report on the Cuiú Cuiú Project, Para State, Brazil" dated October 12, 2022
9. 2.7% NSR royalty (100% basis) until royalty payments total US$22.5 million; 0.45% NSR royalty thereafter until 1.5 Moz of gold is produced
10. West African Resources ASX announcement dated March 18, 2025 and presentation dated August 5, 2025
11. Sources: Skeena Gold & Silver news release dated December 22, 2023, titled "Skeena Files Updated Feasibility Study Technical Report for Eskay Creek". Skeena Gold & Silver corporate presentation dated April 2026, titled "Developing the Next Tier 1 Gold & Silver Mine". Technical Report titled "NI 43-101 Technical Report on Updated Feasibility Study" with effective date November 14, 2023, prepared by Sedgman Canada Limited.
12. Skeena March 31, 2026 news release titled "Skeena Gold & Silver Confirms Eskay Creek Reaches 49% Completion & Provides Project Update; Initial Production Remains on Schedule for Q2 2027"
13. Source: Competent Person's Report on the Santa Rita Mine, Bahia State, Brazil, prepared for ACG Acquisition Company Limited, effective December 31, 2022, prepared by SLR Consulting (Canada) Ltd. and authored by D. Smith, CENG, Orlando Rojas, AIG, Andrew Bradfield, P.Eng, Greg Robinson, P.Eng, Anthony Maycock, P.Eng and Dr. H. Yuan, P.E.
14. Southern Copper news release dated July 21, 2026

Large Scale Optionality Advancing

1% NSR

ROXMORE

- **One of the largest undeveloped gold projects in North America**
- **PEA released in April 2026**
  - 14 year mine life
  - 246,000 ounces of gold per year[15]
- **PFS expected in H2 2027**
  - Expected to include silver production

1.2% NSR

HONEY BADGER SILVER INC.

- **Large scale silver-zinc project with significant existing resource & exploration potential**
- **PEA released in September 2026**
  - 22 year mine life
  - Average of 10.7 Moz AgEq per year in first 7 years[16]

2% NSR – Glencore Canada

One of the largest undeveloped silver-rich VMS projects globally

1.5% NSR – Erdene Resource

One of the largest undeveloped molybdenum-copper deposits in the Asia region

PEA expected in Q4 2026

2% NSR – Copper Giant

Large scale copper-moly project with significant existing resource and exploration potential

PEA in progress

0.4% NSR – Hudbay

One of the largest undeveloped copper porphyry projects in North America

PFS expected in H2 2027

15. Source: Roxmore news release dated April 20, 2026
16. Source: Honey Badger news release dated September 17, 2026

Asset List

- Operating or In Construction
- Development
- Exploration

ASSET	TERMS	METAL	LOCATION	PROJECT OWNER
Eskay Creek	3.52% Stream	Au	Canada	Skeena Gold & Silver
Rosh Pinah	90% Stream [1]	Ag	Namibia	Appian Capital Advisory
Kiaka	2.7% NSR [2]	Au	Burkina Faso	West African Resources Ltd.
Greenstone	1.26% Stream [3]	Au	Canada	Equinox Gold Corp.
Santa Rita	2.75% NSR	Ni, Cu, Au, Co, PGM	Brazil	Appian Capital Advisory
Kolpa	95.8% Stream [4]	Cu	Peru	Endeavour Silver Corp.
Blackwater	0.21% NSR [5]	Au	Canada	Artemis Gold Inc.
Mercedes	2.0% NSR	Au, Ag	Mexico	Highlander Silver Corp.
Toega	2.7% NSR [6]	Au	Burkina Faso	West African Resources Ltd.
Cuiú Cuiú	1.5% NSR	Au	Brazil	Cabral Gold Inc.
El Pilar	1.0% GRR [7]	Cu	Mexico	Southern Copper Corp.
Vittangi	1.0% NSR	Graphite	Sweden	Talga Group Ltd.
Converse	1.0% NSR	Au	USA	Roxmore Resources Inc.
Hackett River	2.0% NSR	Zn, Ag, Cu, Pb, Au	Canada	Glencore Canada Corp.
Mason	0.4% NSR	Cu, Au, Mo, Ag	USA	Hudbay Minerals Inc.
Mocoa	2.0% NSR	Cu, Mo	Colombia	Copper Giant Resources
PC Silver	1.2% NSR	Zn, Pb, Ag	Canada	Honey Badger Silver Inc.
Zuun Mod	1.5% NSR	Mo, Cu	Mongolia	Erdene Resource Development Corp
Pilar	1.0% NSR	Au	Brazil	Pilar Gold Inc
Adi Dairo	1.0% NSR	Cu, Zn, Au	Ethiopia	Sun Peak Metals Corp
Ajax	1.5% NSR	Cu, Au, Ag	Canada	KGHM / Abacus Mining & Exploration Co
Bobosso	1.0% NSR	Au	Cote d'Ivoire	Montage Gold Corp.
Del Norte	1.0% NSR	Au, Ag	Canada	Teuton Resources
Golden Sidewalk	2.0% NSR	Au	Canada	Prosper Gold Corp.
Midas	1.0% NSR	Au, Ag	Canada	Teuton Resources
Nefasit	1.0% NSR	Cu, Zn, Au	Ethiopia	Sun Peak Metals Corp
Pacaska	0.5% NSR	Au, Cu	Peru	Copper Standard Resources
Primavera	1.5% NSR	Au, Cu	Nicaragua	Equinox Gold Corp.
Wiluna	2.0% NSR	Uranium	Australia	IsoEnergy Ltd

1) Stream decreases to 45% after 3.1 Moz of silver is delivered to the stream
2) 2.7% NSR royalty (100% basis) until 2.5 Moz Au produced; 0.45% NSR royalty on the next 1.5 Moz Au
3) Greater of i) 1.26% of monthly production at Greenstone Mine (100%), or ii) 350 oz Au, until 63,000 ounces Au have been delivered; gold deliveries subject to per-ounce payments equal to 20% of the prevailing spot gold price at time of delivery
4) Greater of i) 95.8% of produced copper and ii) 0.03 tonnes of copper per tonne of produced lead until 6,000 tonnes of copper delivered; 71.85% of produced copper until 10,500 tonnes of copper delivered; 47.9% of produced copper thereafter; copper deliveries subject to payments equal to 10% of spot price
5) 0.21% net smelter returns royalty applicable to approximately 35–50% of production (Versamet estimate)
6) 2.7% NSR royalty (100% basis) until royalty payments total $22.5 million; 0.45% NSR royalty thereafter until 1.5 Moz produced
7) 1.0% gross revenue royalty excludes first 85 Mlbs of payable copper production

Forward Looking Statements

This presentation contains “forward-looking statements” and “forward-looking information” (collectively, “forward-looking information”) within the meaning of applicable Canadian securities legislation. All information contained in this presentation, other than statements of current and historical fact, is forward-looking information. Often, but not always, forward-looking information can be identified by the use of words such as “plans”, “expects”, “budget”, “guidance”, “scheduled”, “estimates”, “forecasts”, “strategy”, “target”, “intends”, “objective”, “goal”, “understands”, “anticipates” and “believes” (and variations of these or similar words) and statements that certain actions, events or results “may”, “could”, “would”, “should”, “might” “occur” or “be achieved” or “will be taken” (and variations of these or similar expressions). Forward-looking information is also identifiable in statements of currently occurring matters which may continue in the future, such as, “is currently”, “allows/allowing for”, “will advance” or “continues to” or other statements that may be stated in the present tense with future implications. All of the forward-looking information in this presentation is qualified by this cautionary note. Forward-looking information is based on, among other things, opinions, assumptions, estimates and analyses that, while considered reasonable by Versamet Royalties Corporation (“Versamet” or the “Company”) at the date the forward-looking information is provided, inherently are subject to significant risks, uncertainties, contingencies and other factors that may cause actual results and events to be materially different from those expressed or implied by the forward-looking information. Forward-looking statements in this presentation include statements relating to: ongoing support from and alignment with large shareholders and partners; ability to build a metals royalty company that creates value for all stakeholders, supports industrial growth, and promotes responsible mining; ability to grow the business at pace; growth and projected revenue from the Company’s portfolio; the projected GEO growth to 2028; the 2026 GEO guidance and 2028 GEO forecast; anticipated developments in the operations of the Company; expectations regarding the growth of the Company; expectations regarding future commodity prices; the business prospects and opportunities of the Company; estimates of mineral resources and reserves; the future demand for and prices of commodities; the future size and growth of metals markets; expectations regarding costs of production and capital and operating expenditures; estimates of the mine life of mineral projects; expectations regarding the costs and timing of exploration, development, construction, and production; and the success of exploration, development, construction, and production; gold delivery expectations; the timing and possible outcome of regulatory and permitting matters; goals; strategies; visions; planned future acquisitions; the adequacy of financial resources; and other events or conditions that may occur in the future or future plans, projects, objectives, estimates and forecasts, and the timing related thereto.

Forward-looking statements involve known and unknown risks, uncertainties, contingencies and other factors that may cause actual results and events to be materially different from those expressed or implied by the forward-looking information. The risks, uncertainties, contingencies and other factors that may cause actual results to differ materially from those expressed or implied by the forward-looking information may include, but are not limited to: the impact of general business and economic conditions; the absence of control over mining operations from which Versamet will purchase gold, other commodities or receive royalties from, and risks related to those mining operations, including risks related to international operations, government and environmental regulation; actual results of current exploration activities; conclusions of economic evaluations and changes in project parameters as plans continue to be refined; risks in the marketability of minerals; fluctuations in the price of gold and other commodities, fluctuation in foreign exchange rates and interest rates; volatile financial markets risks that may affect Versamet’s ability to obtain additional financing on acceptable terms; the completion of a public listing; required approvals or clearances from government authorities on a timely basis, and risks related to the business and strategic plans of Versamet. Should one or more risk, uncertainty, contingency or other factor materialize or should any factor or assumption prove incorrect, actual results could vary materially from those expressed or implied in the forward-looking information. Accordingly, the reader should not place undue reliance on forward-looking information. Versamet does not assume any obligation to update or revise any forward-looking information after the date of this presentation or to explain any material difference between subsequent actual events and any forward-looking information, except as required by applicable law.

This presentation also contains or references certain market, industry and peer group data that is based upon information from independent industry publications, market research, analyst reports and surveys and other publicly available sources. Although the Company believes these sources to be generally reliable, such information is subject to interpretation and cannot be verified with complete certainty due to limits on the availability and reliability of raw data, the voluntary nature of the data gathering process and other inherent limitations and uncertainties. The Company has not independently verified any of the data from third party sources referred to in this presentation and accordingly, the accuracy and completeness of such data is not guaranteed.

Non-IFRS Measures

We have included, in this document, certain performance measures, including GEOs which is a non-IFRS measure. The presentation of such non-IFRS measure is intended to provide additional information and should not be considered in isolation or as a substitute for measures of performance prepared in accordance with IFRS. This non-IFRS measure do not have any standardized meaning prescribed by IFRS, and other companies may calculate these measures differently. Readers should refer to the Company's Q4 2025 Management's Discussion & Analysis under the heading "Non-IFRS Measures" for a more detailed discussion of how the Company calculates such measures and a reconciliation of certain measures to IFRS terms.

Technical and Third-Party Information

Except where otherwise stated, the disclosure relating to Rosh Pinah and Santa Rita is based on information publicly disclosed by the owners or operators of this property and information/data available in the public domain as at the date hereof and none of this information has been independently verified by Versamet. Specifically, as a royalty/stream holder, Versamet has limited, if any, access to the property subject to the royalties/streams. Although Versamet does not have any knowledge that such information may not be accurate, there can be no assurance that such third-party information is complete or accurate. Some information publicly reported by the owner or operator may relate to a larger property than the area covered by Versamet's interests.

"Inferred mineral resources" have a great amount of uncertainty as to their existence and great uncertainty as to their economic and legal feasibility. It cannot be assumed that all or any part of an inferred mineral resource will ever be upgraded to a higher category. Historical results or feasibility models presented herein are not guarantees or expectations of future performance.

All disclosure of scientific or technical information in this presentation has been approved by Diego Airo, P. Eng., EVP Project Evaluation, a qualified person under National Instrument 43-101 – Standards of Disclosure for Mineral Projects.

All dollar figures contained herein are in U.S. dollars unless otherwise noted.